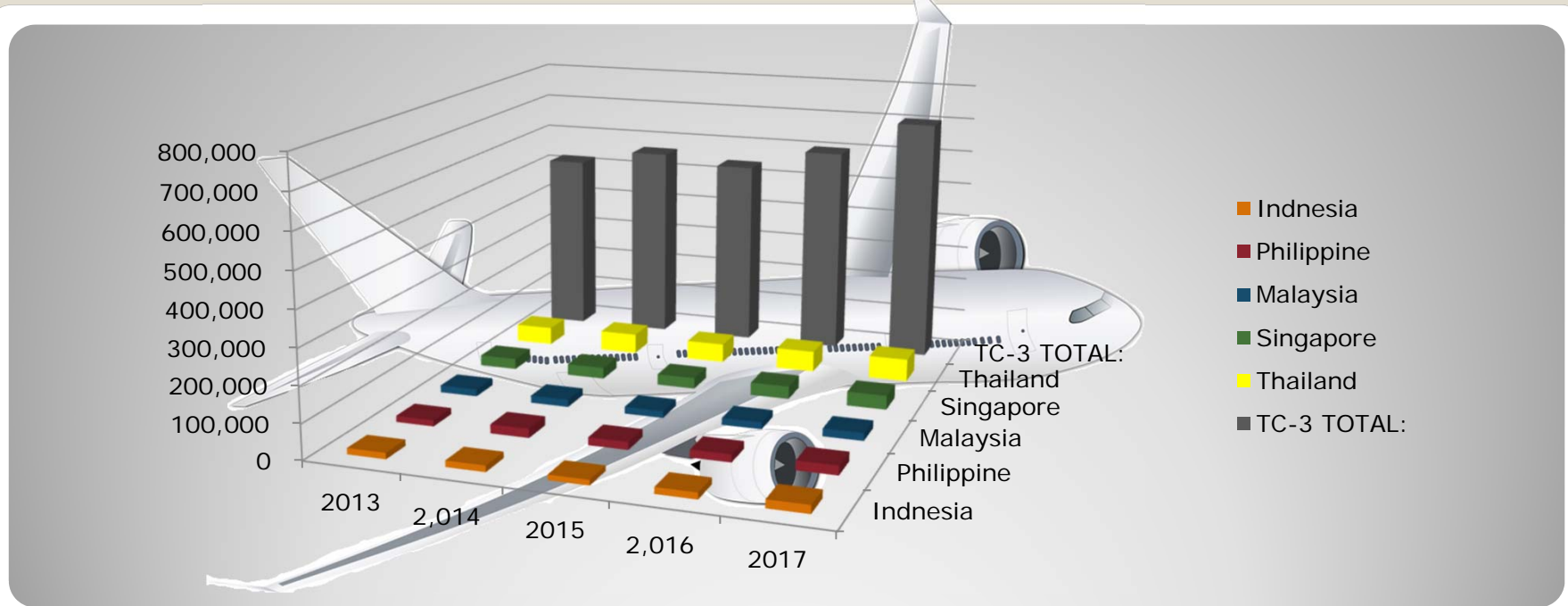




TILOG LOGISTIX 2018 Conference

April 6, 2018 Tokyo Japan
Presented by JAFA

Air Export From Japan to Thailand (Jan.-Dec.)



Exp Weight growth(ton)	2013	2014	2015	2016	2017
China	143,391	155,833	149,534	173,807	229,813
Taiwan	78,008	82,117	76,809	86,168	85,732
Hongkong	67,041	70,257	67,597	72,684	72,514
Korea	54,416	54,429	52,498	58,080	69,564
Thailand	51,188	57,392	54,368	59,848	64,600
Singapore	30,662	32,200	31,207	36,393	40,073
Malaysia	20,193	20,712	19,419	19,536	22,274
Philippine	17,708	25,916	22,217	21,775	26,535
Indonesia	17,646	17,895	15,221	18,351	23,196
India	15,808	17,796	18,291	19,956	23,873
Others	15,678	19,924	23,067	24,290	33,419
Australia	7,412	8,135	8,261	7,960	10,100
Newzealand	1,554	1,663	1,935	1,828	1,888
TC-3 TOTAL:	2,013	898,848	2,015	971,666	2,017


Main Items ;
Auto parts, Machinery, Electric parts

Growth Rate 10% per Year
(except.2015)

(Source : JAJFA)



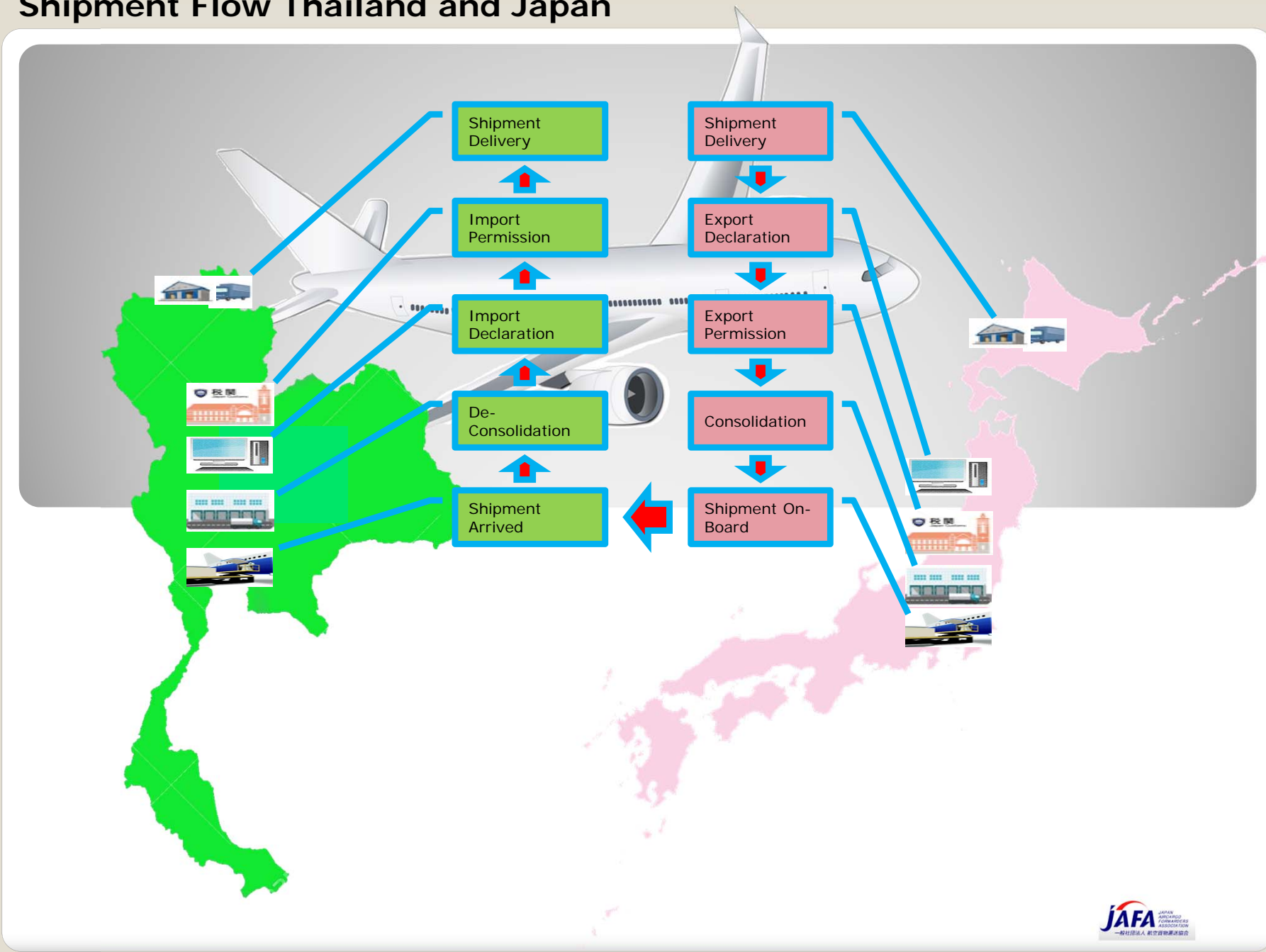
Japanese Entity at ASEAN



	Japanese Entity (as of 2016) by TEIKOKU DATA BANK, LTD.	Japanese Logistics Entity (as of 2014) by Ministry of Land, Infrastructure, Transport and Tourism
Thailand	4,786	101
Singapore	2,821	52
Vietnam	2,427	48
Indonesia	2,021	50
Malaysia	1,672	36
Philippine	1,334	28
Myanmar	286	6
Cambodia	227	5
Laos	68	0
Brunei	15	0
Total	15,657	326

The composition ratio is 30% of the total

Shipment Flow Thailand and Japan



ASEAN CROSS BORDER ROUTE

Northern Corridor/North–South Corridor/Eastern Corridor/
Northeastern Corridor Central Corridor/ East–West Economic Corridor/
Southern Coastal Corridor/ Southern Corridor/ Western Corridor

