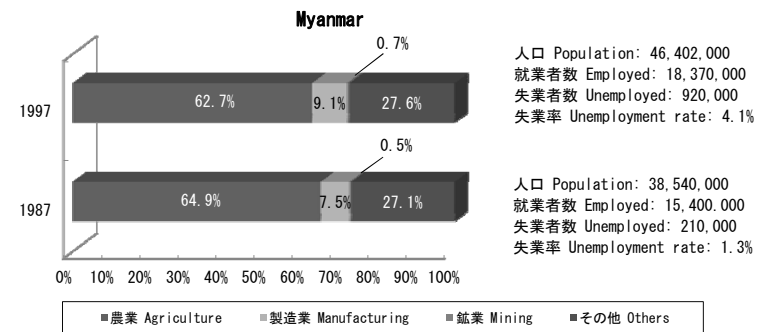
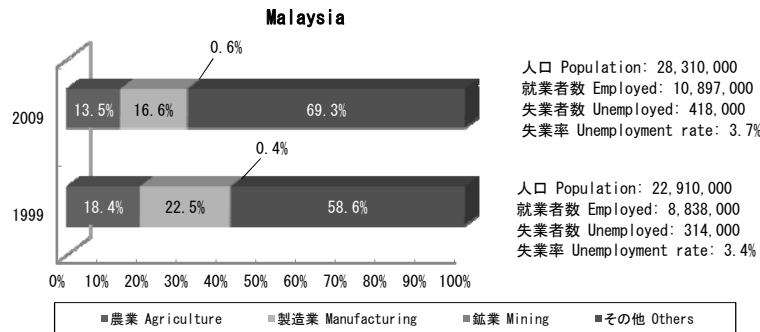
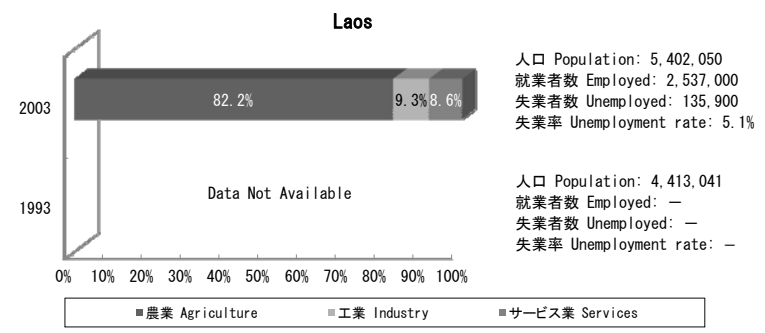
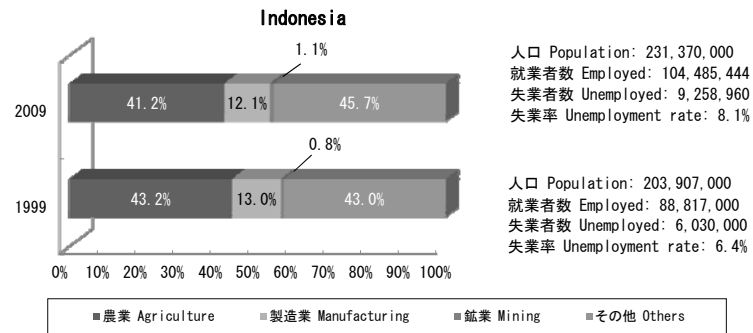
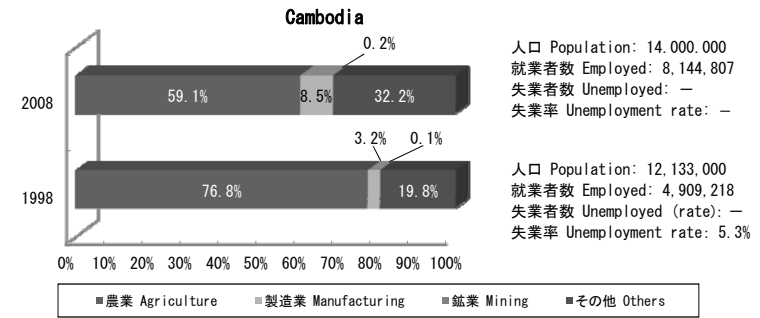
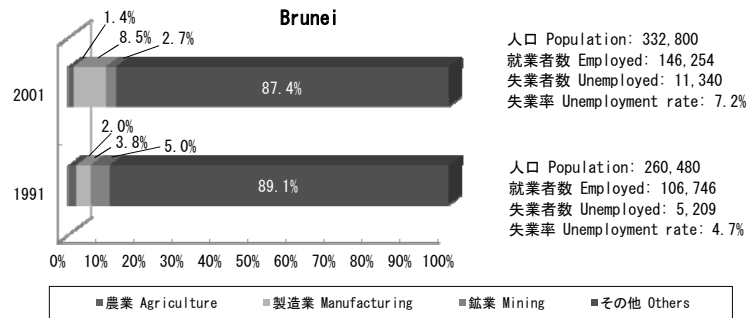
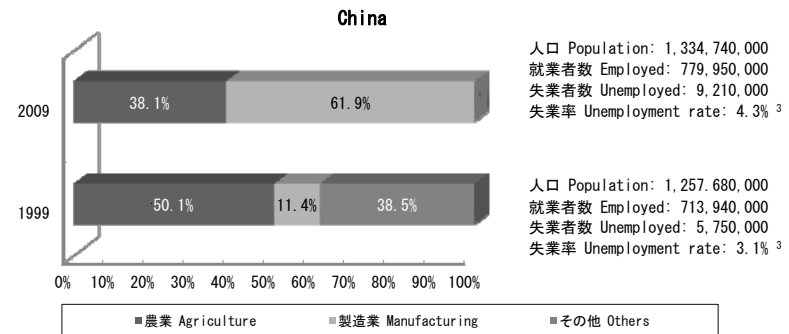
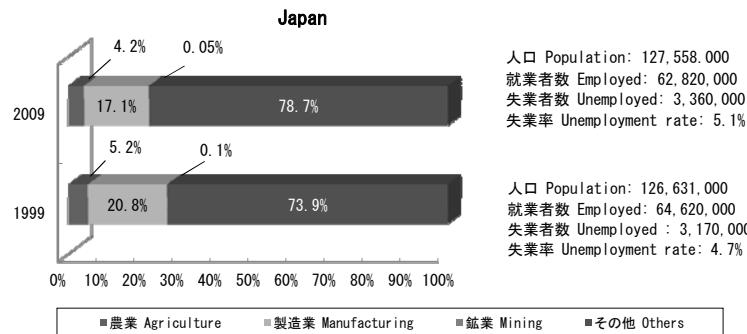
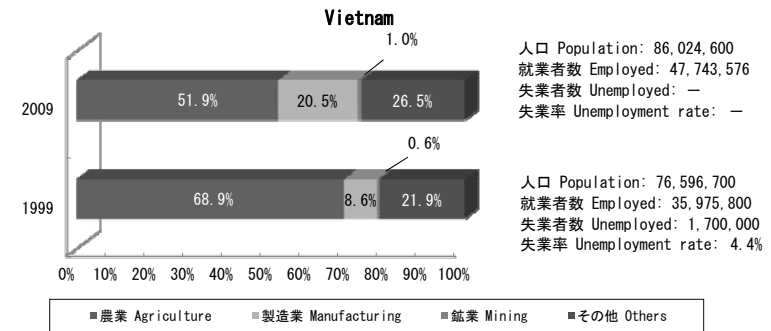
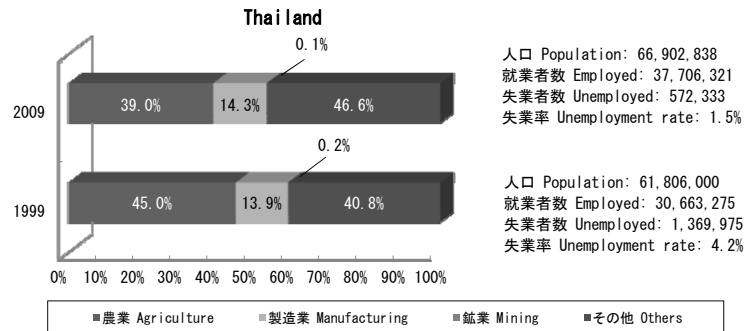
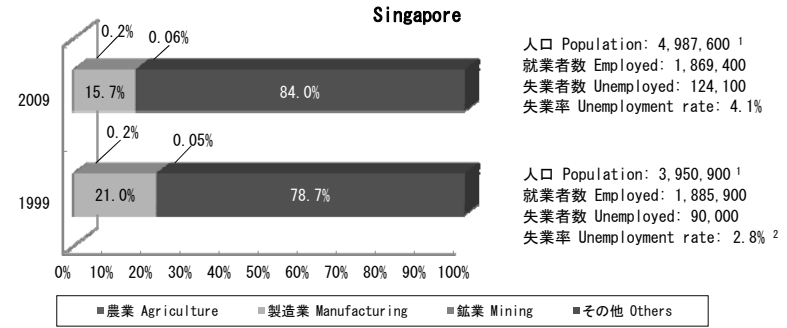
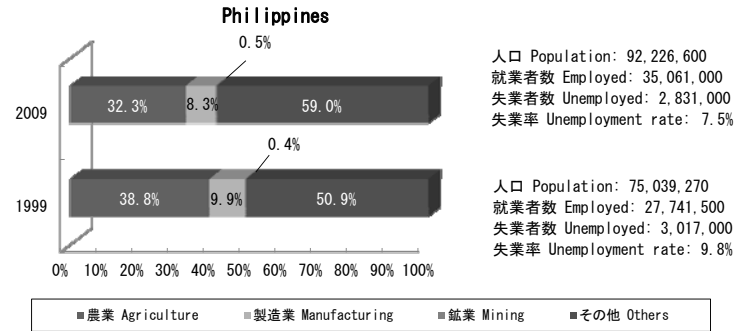


I-3 労働力  
Labor Force





Source: Key Indicators of Asia and the Pacific 2005, 2006 and 2010 (Website of the Asian Development Bank, accessed in Dec. 2011)

Note : 人口は各年7月1日時点の推測値。ただし、ミャンマーは10月1日、ベトナムおよび中国は12月31日が基準日。  
 就業者数および失業者数は暦年に基づいて推測される。ただし、ミャンマーは4月1日、シンガポールは6月、ベトナムは7月1日が基準。  
 就業者数は15才以上の就労者の統計。ただし、ベトナムは全年齢の就労者が対象、中国は16才以上の就労者が対象、ブルネイ、カンボジア、インドネシア、ラオス、マレーシアおよびミャンマーはデータに対象年齢の言及はない。  
<sup>1</sup>シンガポールの国民と永住者、および就労・留学等で居住し、永住権を持たない外国人の合計。ただし、観光客および短期滞在者を除く。  
<sup>2</sup>年平均値  
<sup>3</sup>都市部のみ

Population figures refer to mid-year estimates, except for Myanmar (Oct. 1), Vietnam and China (Dec. 31). Employed and unemployed estimates based on calendar year, except for Myanmar (Apr. 1), Singapore (June), and Vietnam (July 1).

Employed figures refer to total employed persons aged 15 years and over, except for Vietnam (regardless of age), China (16 years and over), Brunei, Cambodia, Indonesia, Laos, Malaysia, and Myanmar (age unspecified).

<sup>1</sup> Refers to Singapore citizens, permanent residents and foreigners who are working, studying or living in Singapore but not granted permanent residence, excluding tourists and short-term visitors.

<sup>2</sup> Refers to annual average.

<sup>3</sup> Refers to urban areas only.